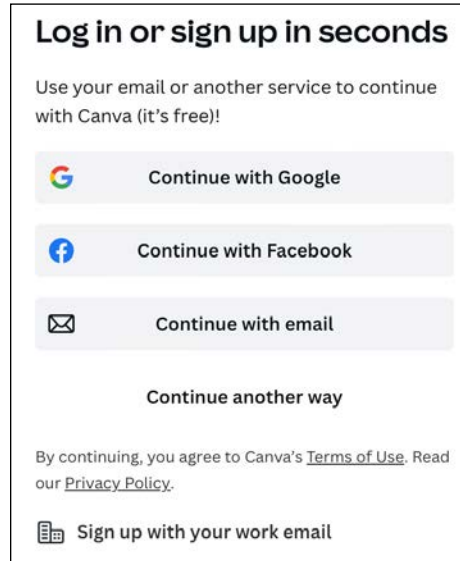


How to Get Canva Pro for Free!

A Relatively Short Version


Step 1: Sign Up for an Account


- Use the option “Continue with Email,” even if you are using a Gmail account.




Log in or sign up in seconds

Use your email or another service to continue with Canva (it's free!)


 Continue with Google

 Continue with Facebook

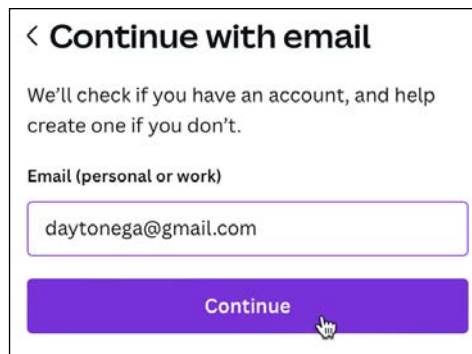
 Continue with email

Continue another way

By continuing, you agree to Canva's [Terms of Use](#). Read our [Privacy Policy](#).

 Sign up with your work email

- Enter email (you can use a Gmail account without linking it to your Google account).



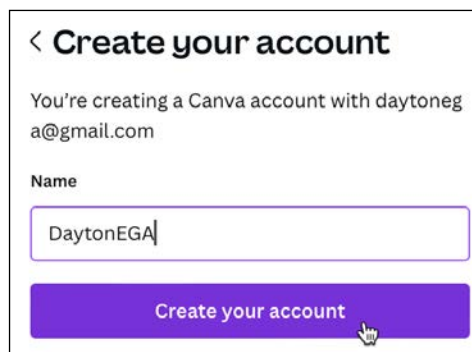
< **Continue with email**

We'll check if you have an account, and help create one if you don't.

Email (personal or work)

Continue

- They will next suggest a Name to go with your account. You can change that before you click *Create your account*.



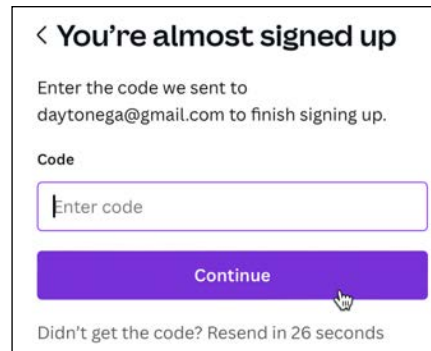
< **Create your account**

You're creating a Canva account with daytonega@gmail.com

Name


Create your account

- Check Inbox for the email address you have used for this account for a message that contains a code. Enter it here and click Continue.

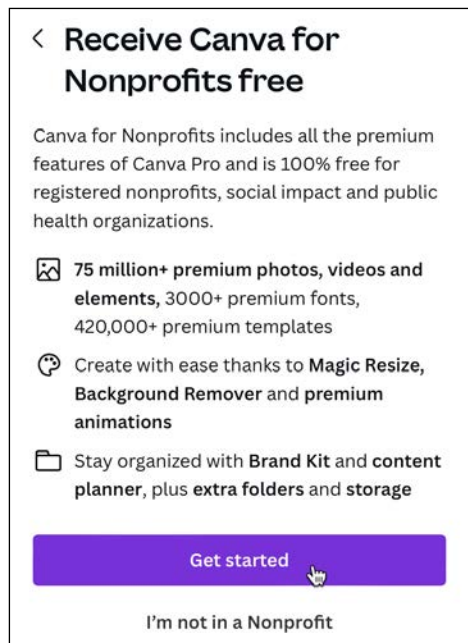


Step 2: Start the Process to Get Canva Pro for Free

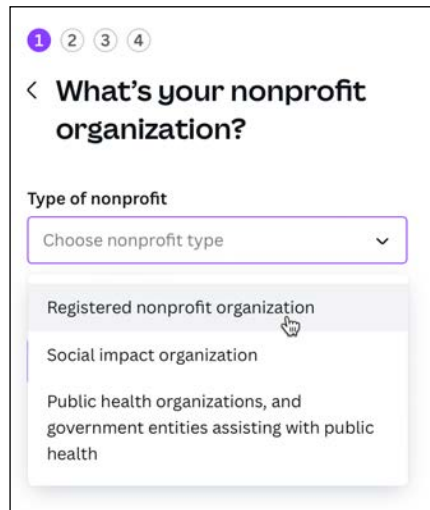
- When asked what you will be using Canva for, select the tile labeled “Non-Profit or Charity.” EGA is a Registered Non-Profit—a 501(c)3.



- The next screen tells you what you will be able to access as part of EGA. Click *Get started*.



- Select the type of nonprofit from the dropdown menu, *Registered nonprofit organization*.



1 2 3 4

< **What's your nonprofit organization?**

Type of nonprofit

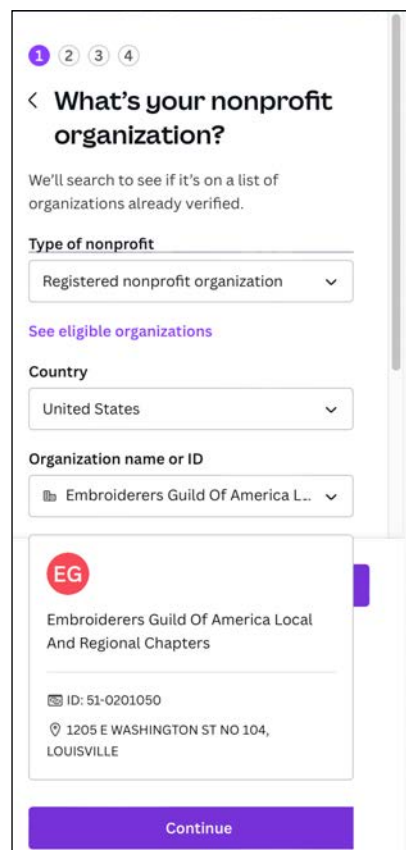
Choose nonprofit type

Registered nonprofit organization

Social impact organization

Public health organizations, and government entities assisting with public health

- Type in *Embroiderers Guild of America* for the name. You can select the very first one, then click *Continue*.



1 2 3 4

< **What's your nonprofit organization?**

We'll search to see if it's on a list of organizations already verified.

Type of nonprofit

Registered nonprofit organization

[See eligible organizations](#)

Country

United States

Organization name or ID

Embroiderers Guild Of America L...

EG

Embroiderers Guild Of America Local And Regional Chapters

ID: 51-0201050

1205 E WASHINGTON ST NO 104, LOUISVILLE

Continue

Step 3: Notify National at Some Point - Why?

- Confirm Details (what you chose above, may not have your chapter’s specific EIN –tax number—but the first one on the list does belong to EGA National). Alternatively, you can try using your chapter’s EIN number and see if that will work.

In the *Confirm your details* screen, make sure you enter the name of the person or chapter that will be using Canva. Why?

- An email will be sent to EGA National for verification and you will receive an email telling you that that’s what is being done. So the rest will be in EGA National’s hands to say you are legitimate!
- So how will you know you are “in?” You will receive an email telling you you have been approved.
- EGA is limited to 50 licenses, so be sure you will be using this consistently.

1 2

< Confirm your details

We need to confirm your first and last name in order to finish checking if your organization is eligible.

First name

Last name

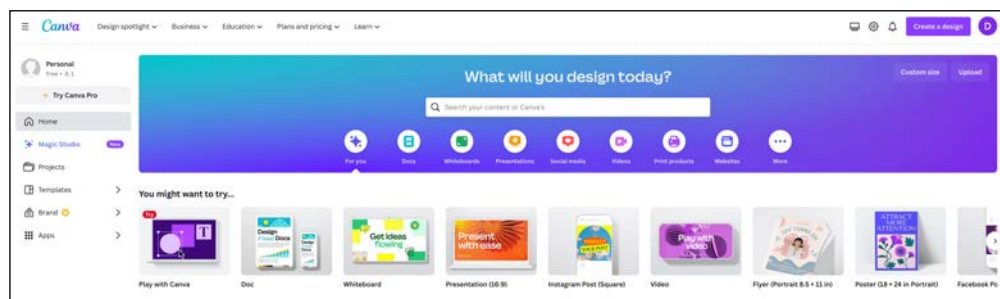
Confirm email

Using your Embroiderers Guild Of America Local And Regional Chapters email increases your chances of being verified. If you've used another one, [you'll need to change your account email.](#)

By entering your information, you agree to Canva's [Terms of Use](#) and acknowledge our [Privacy Policy](#), which explains how we handle personal information and how to exercise privacy rights. You also consent to your personal data being sent to Percent (read their [Privacy Policy](#)) to verify your nonprofit status and role.

Submit

- To access your Pro account, log out and then log back into Canva.



Canva can be used via a web browser, but it is also has apps for just about any platform in use today, including tablets and smartphones (would not recommend the latter). What you are working on using one app can be continued on another as long as you are logged into your account.