



## MAR 2022 SEMINAR "WAVES OF STITCHES"

**JUNE 15 – 19, 2022**

**NORFOLK, VIRGINIA**

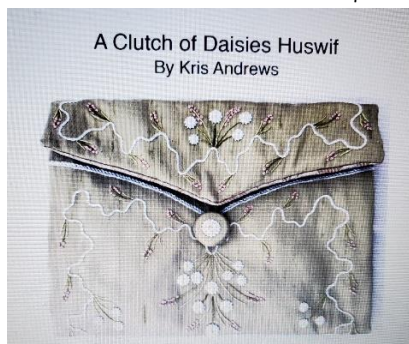
**Seminar Chair** Judy Jeroy

creweljudy@aol.com

**Registrar** – Tricia Johnson

Tistricia@aol.com

101 - CLUTCH OF DAISIES HUSWIF  
KRIS ANDREWS Kit cost \$70



102 – HOT CHOCOLATE AND PEARLS  
KURDY BIGGS Kit fee \$70



103 – FORGET IT NOT CHATELAINE  
MARIE CAMPBELL Kit fee \$75



104 – NIGHT BLOOM  
CAROL CURRIER Kit fee \$45



105 – FILIGREE PUMPKIN  
CATHERINE JORDAN Kit fee \$55



201 – NEEDLEWORK TREASURERS  
TRAY TERRI BAY Kit fee \$55



202 – DALI'S DIAMONDS  
KURDY BIGGS Kit fee \$55



203 – HELEN'S SECRET GARDEN  
CAROL CURRIER Kit fee \$125








MAR Seminar 2022 page 2

204 – ELLIOTT THE PATCHWORK ELEPHANT TONI GERDES  
Kit fee \$155



205 – JOYFUL GARDE CATHERINE JORDAN Kit fee \$80



206 – GARDEN VIEW DEBORAH MITEK Kit fee \$125



207 – BLUE AND WHITE HUSWIF KIM SAUNDERS Kit fee \$45



208 – BATIK TO STITCH LAURA SMITH Kit fee \$65



209 – CYLINDER NEEDLEKEEP CATHERINE THERON Kit fee \$75



210 – STUDIO TIME MARIE CAMPBELL



301 – NINE PATCH TRAY TERRI BAY Kit fee \$70



302 – RESCENT KURDY BIGGS Kit fee \$145



303 – PRIMAVERA CAROL CURRIER Kit fee \$110








MAR Seminar 2022, page 3

304 – STARRY, STARRY, NIGHT  
KIMONO TONI GERDES Kit fee \$150




305 – MERMAID BOOK OF SECRETS  
CATHERINE JORDON Kit fee \$90



306 – PROUDLY PEACOCK  
DEBORAH MITEK Kit fee \$98



307 – EXPLORATION  
KIM SAUNDERS Kit fee \$52



308 – MIX IT UP  
LAURA SMITH Kit fee \$96



309 – IRISH BLESSING SAMPLER  
CATHERINE THERON Kit fee \$225



310 - STUDIO TIME  
MARIE CAMPBELL



401 – AN OCTOPUS IN HIS GARDEN  
KRIS ANDREWS Kit fee \$ 125



402 – PYRAMIDS ON THE OASIS  
WENDY MOORE Kit \$170





## 2022 MAR Seminar “Waves of Stitches” Class list

### ONE-DAY CLASSES

#### **101 Daisy Huswif – Friday, June 17, 2022, Kris Andrews**

**Kit cost \$70**

This lovely huswif is based on an embroidered waistcoat that used to be held by the American Textile Museum. A sweet pattern of daisies and tall flower sprays embellish a snaking chain stitch, accented by Pekinese stitches. Flowers are created by whipped spider webs, stem stitch and knots to create the flowers. Inside, there is an embellished pocket to store scissors, and two needle felts for needles. A handmade button keeps everything together. Technique: Surface Embroidery Skill Level Basic/Intermediate Materials Silk dupioni with design transferred, Au ver a Soie and Thread Gatherer silk threads, lining material, wool felt and Ultrasuede for interior elements Design size 13” x 7”, 3” x 5” Equipment list for students: Students need either stretcher bars, or a needlepoint or Ever-tite frame for a 14” x 22” piece of fabric, scissors, and lighting and magnification as needed.

#### **102 Hot Chocolate and Pearls – Friday, June 17, 2022, Kurdy Biggs**

**Kit cost \$70**

The intertwining Crescents’ curves are woven to form a circular border. Stitches inside this circle include Padded Walneto, Interconnecting Crescents and Jessicas. Stitched with rich silks and metallics that remind one of a steaming mug of hot chocolate, Hot Chocolate and pearls is embellished with 4mm crystals and 3mm pearls to transform your stitching into a sumptuous double sided ornament. The class will discuss thread variations for stitching a second rendering of Hot Chocolate and pearls for the second side. Technique Canvas Skill Level Intermediate Materials 8”x10” Soft Ivory #18 canvas, Contents: Gloriana 12 strand silk, Soiee Perlee, Bijoux, Petite Frosty Rays, 32 4mm crystals, 40 3mm pearls, needles, and instructions. Design size 2.5” x 2.5”

#### **103 FORGET IT NOT CHATELAINE - June 17 MARIE CAMPBELL**

**Kit cost: \$75**

Forget It Not Chatelaine provides tools to make your days more productive, to trigger your memory. In fact, it is more than a tool, as it serves to showcase your beading skills and to provide a creative new pathway for your artistry. It begins with a tubular netted rope. From this rope are suspended two segments of ¾” flat peyote band in forget-me-not colorway, each ending in the chatelaine’s tools—a small pad and a pen. Level: intermediate. Techniques: tubular nettings, peyote stitch Size: 40 to 47 “long Materials: 15/0 and 11/0 seed beads, 11/0-cylinder beads, 3 & 4mm pearls, 20mm hammered rings, pad & pen. Instructions.

#### **104 Night Bloom – Friday, June 17, 2022, Carol Currier**

**Kit cost \$45**

Night Blooms is a small beginner project designed to give the student a taste of crewel embroidery and its possibilities. The student has a choice of thread color and fabric in white or blue linen. A slow pace and attention to the small details that enhance the embroidery should make the beginner confident and relaxed moving forward. Technique: crewel Skill level beginner Materials 8 x8 linen Design size 4” circle

#### **105 Filigree Pumpkins – Friday, June 17, 2022, Catherine Jordan**

**Kit cost \$55**

The delicate detail of finely embroidered counted and surface stitches on linen utilizes value and positive and negative space for striking results! Learn to easily transfer a design and stitch on a very small scale to produce random patterning that when seen at a distance, takes on a wonderful design. The small ornament is two-sided and finished with cording and a fine gold thread for hanging. Technique: counted and surface embroidery. Skill level intermediate Materials 32 ct. Belfast linen Design size 2-1/4” round





## 2022 MAR Seminar "Waves of Stitches" Class list

### 200's 2-DAY CLASSES WEDNESDAY & THURSDAY

#### **201 Needlework Treasures Scissors Tray – June 15-16 Terri Bay** **Kit cost \$55**

The Needlework Treasures Scissor Tray is a tied corner tray designed to keep your special embroidery scissors safe and nearby in style. The densely packed Ukrainian Whitework stitches include: satin, double cable, eyelets, backstitch, Smyrna cross, hemstitch, and faggot. The tray measures 5.5 X 2.5 inches when folded and 7.5 X 4.5 inches when flat. It is worked on 28 count linen using 2 sizes of pearl cotton and can be worked by a basic to intermediate level stitcher. The student will not have time to finish the tray in class, but all stitches will be worked either on the linen or a doodle cloth. The simple finishing will be covered in class. Finishing stitches used are backstitch and whipstitch Technique Ukrainian whitework class descriptions. Skill level basic to intermediate Materials 28 count white linen Design size 7.5" x 4.5" flat

#### **202 Dali's Diamonds – June 15-16 Kurdy Biggs** **Kit cost \$95.00**

Dali's Diamonds is named for the bending lines in the center row of our three-tier diamond shape. To further enhance this unique middle row, each stitcher will be able to add a metallic paint of their color choice, thus making Dali's Diamonds individualized and eye catching. The Diamonds will be stitched with a variety of overlapping stitches that include Sprats Heads and Wrapped Eyelet stitches. Dali's Diamonds will be stitched with Gloriana, Soie Perlee and Elegance silks, along with Accentuate metallics. Once the stitching is finished beads and crystals will be added to add depth and sparkle to this distinctive 3D piece. Kit Contents: 14" x 10" canvas, threads from Rainbow Gallery -Elegance, Caron Waterlillies 12 strand silk Apricot Grove, Soie Perlee silks, and Accentuate metallics. Along with 4mm crystals, beads, stitching and beading needles. Your instruction booklet will have everything you need to stitch and finish your design. Technique: canvaswork Skill level Advanced/Intermediate Design size 10" x 6"

#### **203 Helen's Secret Garden – June 15-16 Carol Currier** **Kit cost: \$125**

This delicate garden was developed for her using Appleton Crewel wool, Painter's Threads and a little bling. Both basic and unusual stitches were used to convey the lightness and textures found in small gardens. Technique: crewel Materials 12" x 16" linen Skill level intermediate Design size 4.5" x 10.5"

#### **204 Elliot the Patchwork Elephant – June 15-16 Toni Gerdes** **Kit cost \$155**

This charming Patchwork Elephant explores many different stitches to create a happy addition to your needlework decorations. The whimsical feel of the colors makes stitching on this canvas a dream. Threadworx over-dyed cottons, several Rainbow Gallery metallics, Gloriana, Needlepoint, Inc., Caron silks, & beads & sequins will be used; along with some white Ultrasuede® for the tusks. The stitches will include old favorites, as well as, a few surprises. The background will be a white-on-white scrolling darning pattern design to enhance the elephant's fanciful personality. This is an intermediate level canvas embroidery design on 18 ct. white mono canvas that finishes to approximately 9" x 11". Technique Canvas Skill level Intermediate Materials White 18ct. Mono Canvas, Instructions, Needles & case, photo, & all threads, beads, & embellishments to complete project. Design size 9" x 11"

#### **205 A Joyful Garden – June 15-16** **Kit cost \$80.00**

Flora and fauna gather in a garden filled with surprises and joyful bustle. A fabric painted backdrop sky enhances the liveliness as everything is aflutter with activity. From bees to bluebirds to a small hiding bunny and the myriad of colorful flowers, this pin cushion/sewing etui reflects the happiness associated with sewing and embroidery. The English rhyme, "Mares eat oats and does eat oats and little lambs eat ivy," adorns the side of the box, a verse that always elicits a smile. Worked with counted and surface embroidery, cotton threads, and silk ribbon on a generously padded foundation. The drawer is neatly lined with scrapbook paper for a beautiful and complementary finish; a Dorset button, made in class, finishes the lovely box Technique – fabric painting, counted & surface, ribbon embroidery Skill Level - intermediate Design Size 10"x12" and 4"x20" Materials 32 ct. Belfast linen, wooden box w/drawer.



## 2022 MAR Seminar "Waves of Stitches" Class list

### 200's 2-DAY CLASSES WEDNESDAY & THURSDAY (continued)

#### **206 Garden View – June 15-16 Deborah Mitek** Kit cost: \$125

Join me in creating this delightful silk ribbon garden, a surface embroidery study in Perspective and the Knotted Stitch. There are 10 knotted-stitch variations used in the design, as well as the ribbon stitch and the straight stitch. Overdyed silk ribbons in both 4mm and 7mm widths, Caron Wildflowers, Waterlilies, Needlepoint Silks, overdyed flosses, and pearl cottons are used to embellish the garden scene on Congress Cloth with a photo transfer. Material: photo-transferred, taped Congress Cloth Design size: 5" x 7" Skill level: Adv. Beginner/Intermediate

#### **207 Blue & White Huswife – June 15-16 Kim Sanders** Kit cost \$45

The Blue and White Huswife is inspired by the American style of crewel preserved by the Deerfield Society of Blue and White Needlework. The stitches used are limited to ones identified in Deerfield Society embroideries. Lecture will include the history of the Deerfield Society, part of the Arts and Crafts movement in the United States, and how indigo came to be cultivated in colonial America. When completed, the huswife is a convenient way for an embroiderer to organize and carry frequently used needlework tools. Technique Crewel/surface Skill level all levels Materials Fat Quarter of Linen Twill, 3 Skeins Appleton Crewel Wool, Two Needles Design size open 10.5"x7" closed 5" x 7"

#### **208 Batik to Stitch – June 15-16 Laura Smith** Kit cost \$75

Batik creates complex, stitchable designs through layering color on fabric. Wax is applied with a stamp called a tjap (pronounced "chop"). Student's choices of colors are painted in layers alternating with wax. An optional crackling technique can create a marbled effect. The piece is ironed to remove wax. Images available include turtle, irises, lilies, sunflower, butterfly, dragonfly, gecko, and square geometric. Learn the batik process on Day 1. On Day 2, create stitch plans, stitch, or create more batik. Technique – Batik with wax resist & paint; embellish with surface Skill level all levels Materials 100% Kona cotton fabric Design size 12" x 12," 12" x 16," or student's choice Students provide: 8" hoop, usual stitching supplies including scissors for metallic thread and fabric, brown paper grocery bags, and recycled newspapers or newsprint.

#### **209 The Cylinder Needlekeep – June 15-16 Catherine Theron** Kit cost - \$75

This 4-1/2" high by 1-3/4" diameter cylinder is stitched using two different 32-count linens & silk threads in shades of blue & green. It is a vibrant teaching piece showcasing various detached filling stitches. more  
<https://mail.aol.com/webmail-std/en-us/PrintMessage> 4 of 7 6/15/2021, 12:33 PM The lid lifts to reveal 2 wool needle pages & the cylinder itself is stuffed with walnut shells so it can be used as a weight and/or pincushion. Stitches used include Double Running, Whipped Double Running, Trellis, Spiral Trellis, Detached Buttonhole, Spiral Detached Buttonhole, Buttonhole Bars, Hollie Point, Spiral Hollie Point, & Chain. Technique – counted thread Skill Level – intermediate-advanced Design Size – 4-1/2" x 1-3/4" Materials - 32-count linen ground fabric, silk flosses, silk fabric, muslin, etc.

#### **210 STUDIO TIME – June 15-16 Marie Campbell**

Give a gift to yourself - time all to yourself so you can work on projects in the company of friends – with access to an instructor to provide guidance, suggestions, or help with stumbling blocks. You deserve this time to yourself. Technique: Any and/or all Skill Level: All levels



## 2022 MAR Seminar "Waves of Stitches" Class list

### 300's 2-day Classes Saturday & Sunday

#### **301 Nine Patch Tray – June 18-19 Terri Bay** Kit cost \$70

The Nine Patch Tray is a unique sampler of whitework and blackwork stitches all folded up into a lovely and useful tray. There are nine individual squares separated by a lattice of ladder hemstitching. These squares can also be worked individually to create ornaments, box tops, stitching accessories, and more! Students should be able to work satin stitches and single eyelets independently and be familiar with pulled work. The tray measures six inches square when folded and is worked on 28 count linen using two sizes of pearl cotton and embroidery floss. Black floss is included in the kit, but any color may be brought to class and used to make the tray fit into your color scheme. Stitches used: Satin, Single Eyelets, Eyelet Chains, Eyelet Bands, Spot Eyelets, Double Cable, Double Running, Faggot, Smyrna Cross, Buttonhole Eyelets, and Hemstitch Technique whitework and blackwork Skill level Intermediate Materials 28 count Zweigart white linen Design size 6" square when folded, Student prep work 6-8 hours of basting and satin stitch

#### **302 Rescent – June 18-19 Kurdy Biggs** Kit cost \$145

Rescent– short for Rose Crescent Angel – is a study of Crescent stitches on Rose Gold painted canvas. We will bring Rescent to life using a stitch library consisting of variations of the Crescent stitch, along with Jessicas, Mistakes, and Plaited Ray stitches. These stitches will be worked with an array of lustrous threads that include Soiee Perlee, Petite Silk Lame' Braid, and Elegance silks, Petite Very Velvet and Accentuate, Kreinik and Treasure Braid metallics. Rescent will be embellished with crystals and beads to make her glimmer like the angel she is. Technique: canvaswork Skill level Intermediate Materials: 15" x 15" rose gold or French Blue painted 18 mono canvas, threads from Rainbow Gallery include Elegance, Petite Silk Lame' Braid, Petite Very Velvet, Crystal Braid, Sparkle! Braid and Treasure Braid. Kreinik and Accentuate metallics, along with other threads, beads, pearls, crystals, needles and instructions complete the kit. Design size 8.5" x 8.5"

#### **303 Primavera – June 18-19 Carol Currier** Kit cost \$110

Primavera is a design adapted from a William Morris wallpaper pattern. The Art Deco feel inspires a different approach to traditional crewel embroidery designs while using traditional techniques. The bright spring colors and simple design make the finished embroidery unique and refreshing. Technique: crewel Materials: 12" x 16' linen Skill level: intermediate Design size 5.5" wide by 9" long

#### **304 Starry Starry Night Kimono – June 18-19 Toni Gerdes** Kit cost \$150

Inspired by Vincent Van Gogh's painting, Starry Starry Night Kimono is the fifth in the Artist's Kimono series. Combining the view from the asylum where Van Gogh painted, while incarcerated, with the artist's conception of a windy starry night, the serene village is depicted with Cypress trees, stars, moonlight, & the dramatic wind. Using many silks, wools, cottons, Soy Luster, with touches of metallic and a variety of decorative stitches brings this scene to life. This intermediate level design can be done as the original, a kimono, or as a rectangle. Technique Canvas Skill Level Intermediate. Materials: Line-drawn, taped, 18ct. white mono canvas, all threads, beads, needlecase with needles & instruction booklet with photo Design size 8" x 11"

#### **305 Mermaid Book of Secrets Journal – June 18-19 Catherine Jordan** Kit cost: \$90

This beautiful journal cover explores the possibilities of adding color, shading, highlights, and dimensional stitches to simple black work. Beginning with outlines of the mermaid and waves, with easy-to-understand design principles, the mermaid comes alive as she swims through a sea of waves. The back cover is reserved for the maker's or receiver's mark in a nautically themed compass. An easily finished and secure four-sided stitch edging completes this small treasure. Technique Counted, pulled, and surface, fabric painting Skill level Intermediate Materials: Belfast Light Sand 32 count Design size: Journal is 3.5"x 5.5" Student prep work: Stitching waves and outline of mermaid.



## 2022 MAR Seminar "Waves of Stitches" Class list

### 300's 2-day Classes Saturday & Sunday (continued)

#### **306 Proudly Peacock – June 18-19 Deborah Mitek** Kit cost: \$98

A group of peacocks is called a Party! So, let's have some fun as we gather together to create this eye-catching ornamental bird with the iridescent tail feathers. Silk ribbon embroidery with other surface embroidery techniques will be taught to construct this iconic bird. Overdyed silk ribbons on a watercolor transfer add dimension, while other silk threads, beads, crystals & sequins in classic peacock colors offer texture and sparkle. Material: Hand-painted white congress cloth with a watercolor transfer Design Size 5" Round Skill level: All Levels

#### **307 Explorations – June 18-19 Kim Sanders** Kit cost \$52

Explorations is a comparison of four types of surface embroidery: crewel, silk ribbon, needle painting and Brazilian Dimensional Embroidery. Students will stitch a small sampler of each to experience the properties of the thread fibers: wool, silk, cotton and rayon and fabric fibers: linen, silk, and polyester/cotton blend. These samples may be mounted in a notebook or finished as holiday ornaments. Lecture in class will discuss the history of fibers, fiber characteristics, history of embroidery techniques and tips on stitching each type of thread successfully. Technique Surface embroidery (4 types) Skill level basic/intermediate Materials Ground fabrics appropriate to each technique: linen twill, polyester/cotton twill, silk dupioni, cotton muslin. Threads include partial skeins of silk ribbon, stranded cotton, crewel wool, Brazilian embroidery thread, and seed beads. Design size 3" each piece

#### **308 Mix It Up – June 18-19 Laura Smith** Kit cost \$96

Explore the range of textures created by combining stitches, mixed media, and a source of inspiration such as a poem or quote (student's choice). Learn to build up surfaces with color, seal edges, construct layered effects, and deconstruct to reveal textures. Safety is emphasized for the embossing tool, woodburning tool, and iron. Students can integrate the materials into a folding book if they wish. A by-product of the class is to spark creativity. Technique Mixed media techniques are integrated with embroidery as free-standing postcards which can be mounted in a themed folding book. Design Size Folding book with 6 two-sided pages, each 5" x 7" and workable covers. Fabric Lutradur (100 g/yd and 30 g/yd), choices of cotton, silk, linen, and manmade fabrics, tulle, netting, dryer sheets, vegetable mesh, Angelina fibers and film for samples or as embellishment Materials: The kit includes Lutradur heavy and light, heat sensitive stabilizer, Tyvek, Angelina fibers, PearlEx pigments, a set of Jacquard fabric paint, brushes, palette, appropriate needles, a dust mask for work with fine powders, and a folding book with 5" x 7" pages and workable covers. The book can be displayed standing so that both sides may be seen. Its ties provide a secure closure. A Class Treasure Chest will contain the full range of color and a variety of textures of silk, linen, cotton, and manmade fabric and thread. Students to provide a respirator (about \$25 from Amazon) if they wish to work with heat tools. Skill level All levels

#### **309 Irish Blessing Sampler – June 18-19 Catherine Theron** Kit cost \$225

A vine of strawberries surrounds the large Christmas colored Scottish-type alphabet, a lovely home & grazing sheep, an old Irish Blessing, & a hunt scene. This counted thread sampler is stitched on 32-count linen with a finished size of 12" x 24". It is worked with silk & cotton threads. Stitches used include Long Arm Cross, Diagonal Cross, Smyrna, Padded Satin, Diagonal Satin, Satin, Petit Point, Cross-Stitch over one, Double Running, Double Italian Cross, Cushion Stitch, Four-Sided Stitch, Montenegrin, Double Alternating Back Stitch, Oblong Cross Variations, Oblong Smyrna Cross, Florentine, Stem Stitch, Colonial Knot, Upright Cross, & Slanted Encroaching Gobelin. Technique counted thread Skill level Intermediate-advanced Materials 32 count linen Design size 12" x 24"

#### **310 STUDIO TIME – June 18-19 Marie Campbell**

Give a gift to yourself - time all to yourself so you can work on projects in the company of friends – with access to an instructor to provide guidance, suggestions, or help with stumbling blocks. You deserve this time to yourself. Technique: Any and/or all Skill Level: All levels





## 2022 MAR Seminar "Waves of Stitches" Class list

### 400's 4-day Classes Wednesday, Thursday, Saturday & Sunday

#### **401 An Octopus in his Garden – June 15, 16, 18, 19 Kris Andrews** **Kit cost \$125**

Enjoy a whimsical huswif for your sewing tools, featuring this charming Octopus emerging from his undersea grotto into a kelp garden. Students will create the octopus with the burden stitch, using silk threads on a gold foundation. Garden elements include kelp vines composed of reverse chain and ribbon stitches, an imposing cave of Italian tubular mesh, and a passing otter. Inside, a lovely set pockets to store scissors, needles, and other basic tools. Technique: Surface Embroidery Skill Level Intermediate Materials - Silk dupioni with design transferred, plus all Gloriana silk and Gumnuts Poppies threads, Octopus Eye and abalone cabochons, tubular mesh and silk ribbons, all lining and pocket materials, and buttons for finishing. Design size 13" x 7", 2" x 5", 3" x 5" Equipment list for students: Students need either Ever-Tite stretcher bars OR needlepoint frame OR stretcher bars that can be laced for a 22" x 14" piece of fabric, scissors, lighting, and magnification as needed.

#### **402 Pyramids on the Oasis – June 15, 16, 18, 19 Wendy Moore** **Kit cost \$170**

You are on a magic carpet, flying over a sandy plain and viewing down on pyramids in all sizes, colors, and shapes...surrounded by lush greenery. This design is a study in texture and three-dimensionality. Using simple threads such as Floche, and pearl cottons, as well as metallic/silk blends, silk floss and pearl cotton, and metallics of different weights, these shapes will rise up off the canvas and become almost touchable. Stitch the shapes in simple and complex composite stitches such as Jessicas, laid filling stitches, knotted, and tied stitches, as well as easy to manipulate stitches, to create the look of textured surfaces in an explosion of color. Technique: counted congress cloth canvas Skill level: Intermediate/Advanced Materials: Threads & needles, beads, bead mat, line-drawn canvas, instructions, pictures Design size 10" x 10" Students to Provide: 14" stretcher bars (2 pair), laying tool (required), frame stand or frame-weight for handsfree stitching, usual stitching supplies, light and magnification recommended.