



Registration is open!

*For more information:
PSR2021Seminar@gmail.com*



The mission of the Embroiderers' Guild of America is to inspire passion for the needle arts thru education and the celebration of its heritage.
(www.egausa.org)

LAS VEGAS, what better place to enjoy stitching and meeting up with friends again. 2020 was a tough year not only for each of you but for the seminar committee as well. Ever changing information coming from the government regarding the COVID-19 virus and cancellation of our stitching meetings and events has concerned many of us. Stephanie and the seminar committee worked diligently with the hotel administration to keep everything in place. Thankfully, a vaccine was formulated and we are no longer cooped up in our homes. So as the logo says, "VIVA LAS STITCHERS!"

Marilyn Evans
PSR Region Director

Welcome to VIVA LAS STITCHERS, the 2021 Pacific Southwestern Region seminar! The seminar committee has worked very hard so that you will have a great time. Besides having wonderful teachers and classes, you will have the opportunity to attend a special lecture by Priscilla and Chelsea of FlossTube fame. I know you are going to have a lot of fun meeting friends and making new friends, going to Stitcher's Paradise, the local needlework shop, having dinner on the Strip, and, of course, taking new classes.

I look forward to meeting each one of you.

Judie Neufeld
Advisory Committee Chair

On behalf of the 2021 seminar committee, thank you for your interest in the PSR VIVA LAS STITCHERS seminar. The seminar will be filled with amazing classes from the best teachers, lots of stitching, shopping, fun, laughter, old friends – and hopefully many new ones. We are planning many exciting things to make sure you have the best time possible and look forward to seeing you all in fabulous Las Vegas!

Stephanie Horsley
Seminar Chair



The seminar will take place at the
Renaissance Las Vegas Hotel.
3400 Paradise Road
Las Vegas, NV 89169

**We have a *limited number* of rooms available at a rate of \$169 for single or double occupancy,
plus a \$20 per day destination fee.**

The destination fee entitles you to the following amenities: Enhanced Wi-Fi, Kona draft beer (1 per day), Complimentary dessert (1 per day), Free Casino Play & 2 for 1 VIP Tickets for Select Show at local casino, Complimentary shoe shine, Sun kit (lip balm and Sunscreen pack – one pack per day), Whiskey/Wine Tasting (2 per room) at Sammy's, located in hotel lobby, Access to Press Reader to enjoy all-you-can-read digital newsstand with thousands of the world's most popular newspapers and magazines.

Parking rates are \$15 for self-park or \$20 for valet, per night.
This is a non-smoking, non-gambling hotel.

NEW LINK FOR HOTEL RESERVATIONS COMING SOON!

There are a limited number of rooms available at these special rates, so we suggest reserving your room as soon as possible to ensure you receive these rates, and we encourage you to share a room, if possible.

And remember, the Renaissance is a Marriott hotel, so be sure to enroll in their Bonvoy Rewards program to receive points for your stay.

**Join us for an exclusive lecture on
Thursday, October 28, at 7:00pm
for “Ideas for finishing
your project with
Priscilla and Chelsea!”**



Straight from FlossTube, the creators of *Stitching with the Housewives* will share some of the fun, unique and cost-effective finishing techniques that have made them famous.

Be prepared to laugh, learn and get your creativity flowing!



Other seminar special events include:

STITCHER'S PARADISE – SPECIAL HOURS

For stitchers, one thing that is a must during any trip to Las Vegas is a shopping trip to the amazing shop, Stitches Paradise. They have an extensive selection of threads, cross stitch and needlepoint patterns, needlepoint canvases, accessories, and the fabric room is incredible. Seminar attendees will be able to enjoy this “must-visit” store during special hours offered each day just for you, and all EGA members receive 10% off your purchase!

MERCHANDISE NIGHT

Merchandise night will take place Friday evening, October 29, and is open to the public. It is an opportunity for chapters, teachers, and other vendors to display and sell merchandise of interest to needleworkers. Tables are \$40 each. Please use the registration form to reserve a table at this event. *No refunds will be given.*

BOOK BOUTIQUE

Do you have a wish list of books on stitching you would love to add to your collection? Do you love leisurely browsing through books old and new? Be sure to visit the Book Boutique that will be open each day of seminar. We have hundreds of donated stitching books at great prices that are looking for a new home. You may just find that one book you never knew you needed!

SILENT AUCTION

We will also be hosting a special silent auction for seminar attendees that will include beading kits, painted canvases, needlework kits, original Jean Hilton patterns and other exciting items.

OPPORTUNITY BASKETS

The PSR chapters are already hard at work creating beautiful baskets filled with stitching supplies, collectibles and other treasures. You will have the chance to purchase tickets and enter to win one of these amazing creations to take home with you.



PSR SEMINAR COMMITTEE

Chair	Stephanie Horsley
Co-Chair	Becky Bridgeman-Acosta
Treasurer	Ruth Plummer
Faculty Chair	Linda Geddes
Class Angels	Vicky Young and Judie Neufeld
Registrars	Stephanie Horsley and Monica Dami
Fundraising	Kandy Nunn
Merchandise Night	Cathy Farley
Bookstore	Kim Garza
Opportunity Baskets	Jill Bonino
Silent Auction	Judie Neufeld
Food Chair	Monica Dami
Volunteer Chair	Cathy Farley
Seminar Consultants	Pat Correz Val Reece
Region Director	Marilyn Evans
Assistant Region Director	Mari Bangs
Advisory Committee Chair.....	Judie Neufeld



PSR SEMINAR FACULTY

Terri Bay

Terri, a teacher and designer from South Carolina, began teaching Ukrainian Whitework at Nordic Needle's retreat. One class led to another and now she has taught Ukrainian Whitework, Hardanger, Pulled and Drawn Thread and Blackwork at EGA National Seminars, Region Seminars, chapter workshops, and various retreats and other fun events. She was honored to be featured as the Designer Across America in the June 2018 issue of NeedleArts Magazine. Terri is a member of EGA, EAC, and NETA.

Margaret Bendig

Margaret resides in Santa Ana, California. She teaches needlework throughout North America and Canada, shops in California and Arizona as well as for EGA Region Seminars and ANG National Seminars. Although she loves all needlework, her focus is on counted thread techniques and counted canvas designs. Her designs have been featured as programs and workshops for many EGA and ANG chapters as well as in Needlepoint Now and Needle Pointers magazines. Margaret began designing and teaching over 25 years ago. Margaret is an enthusiastic teacher and very willing to share her knowledge. She is always looking for an opportunity to use a skill or method in a new way. Margaret believes that we are never finished with our education and should pursue new ideas daily.

Priscilla Parker Blain and Chelsea Carter

Priscilla and Chelsea are a Mother-Daughter Duo that brought their love of cross stitching together to create "Stitching with the Housewives." They started a YouTube channel where they share their 'outside the box' finished techniques, home decorating, and quilting ideas, as well as their many cross stitch patterns.

Celeste Chalasani

Celeste is a graduate of the National Academy of Needlearts Teachers' Certification program specializing in Stumpwork. She was invited to accession her piece "Tidal Treasures" into the NAN Permanent Collection at the Gregg School of Art & Design at North Carolina State University. Celeste teaches at chapter workshops, Region and National Seminars, online for Craftsy and also teaches an EGA ICC on Stumpwork. She has been published in Needle Arts, Piecework Magazine and GPR Designers 2012. Celeste designed and donated her "Poppy Remembrance Pin" in 2019 to EGA's National Outreach Project supporting America's wounded service members.



Nancy Cucci

Nancy, from Huntington Beach, California earned her B.A. in Physical Education from UC Santa Barbara and holds Lifetime Standard Secondary and Community College Teaching Credentials. In 1985 Nancy began teaching classes at local needlepoint shops and presenting programs & workshops for needlepoint guilds in Southern California. She is a member of EGA, TNNA, NETA, Golden Needle Society, and an ANG Life Patron. Nancy began teaching on the national level in 2004 and is always happy to have the opportunity to share her energy and lifelong enthusiasm for stitching with her students.

Jeanette Douglas

International teacher Jeannette Douglas, of Jeannette Douglas Designs, has been teaching her love of needle and thread since 2002. Her design business began 20 years ago with the start of the Canadian Journey Series and since then her career in design has continued to grow. She has shared her talent with students from coast to coast across North America and has taught in England and in Holland in 2010, 2013 and 2016. Teaching and sharing her passion of needlework on the high seas brings a challenge in design, due to the need for much research– 2011 and 2013 a lovely sampler for the Hawaiian Islands and “North to Alaska”. In December 2015 a 'Down the Danube Sampler' for the Christmas markets river cruise, 2017 a river cruise in France with a sampler called “Rolling on the Rhone,” 2019 brought “Tulip Time” - a fun time full of stitchers, friends and family. These special pieces are becoming the best souvenir of the trips. Jeannette attends needlework wholesale markets each year. Her colleagues give high praise on her counted thread designs. Teaching in different venues is great stimulation for working on different designs and Jeannette feels that in this way she continues to grow in her field.

Deborah Mitek

Deborah is a needlework designer and teacher specializing in silk ribbon embroidery and surface stitching on both fabric and canvas. Learning embroidery and knitting at an early age gave her a lifelong passion for all things needlework. As a member of EGA and ANG for over 35 years, she teaches at the national, regional and local levels. Her work has been featured in both Needle Arts and Needle Pointers magazines. Currently, she is the owner of Island Stitchery & Studio, a retail needlework shop. She is also enrolled in the NAN teacher's certification program.

A decorative border of yellow stars with black outlines surrounds the text. The stars are arranged in a rectangular frame, with a single row of stars at the top and bottom, and vertical columns of stars on the left and right sides.

Lynn Wilkinson

Lynn, from Huntington Beach, California, is a teacher/designer of canvas and counted thread. She earned her B.S. in English and Masters in Special Education. Most of her 20 year teaching career was as a junior high/high school special education teacher. What was originally therapy for her turned into a profession when she purchased her own needlework store and began teaching needlepoint. Her stitching odyssey has allowed her to study with many of needlework's finest instructors at NAN (National Academy of Needlearts), Callaway, EGA and ANG National Seminar and Region Workshops, and as a pilot stitcher. She was honored to design and stitch an ornament for the White House and attended their artists' reception. She is a member of TNNA, NETA, NAN, EGA and ANG, where she is a Life Patron. She has held many offices in her local ANG chapter, including President. She looks forward to sharing her passion with her students.

CLASS DESCRIPTIONS

4-Day Class

Class 401 December Dazzle
Nancy Cucci
Thursday, October 28-31



Sixth in the series of Seasonal Samplers, "December Dazzle" is a sparkling collection of the reds and greens that transform our everyday homes into Christmas wonderlands. You will begin with a 12" x 14" piece of congress cloth on which the 20 squares have been marked. With the finer ground, the stitching will be done with floss and fine metallics, and the Yuletide prints, patterns, and textures are accented with #15 seed & delica beads and sew-on Swarovski crystals. There will be several opportunities to work with over-dyed threads and the decision regarding manipulating the colors will be discussed. You will create textures and patterns, sometimes bold and other times very subtle.

Proficiency Level: Intermediate
Technique: Needlepoint and Beading on Canvas
Kit Cost: \$110

2-Day Classes

Class 201 East Meets Southwest
Margaret Bendig
Thursday, October 28—Friday, October 29



This kimono reflects the colors of the southwest in a Japanese kimono. The design is a collection of laid stitch patterns, composite patterns, and 29 different filling patterns. It is stitched with a combination of silks, metallic threads, as well as ribbons and a stitched background that is fun to work and finishes off the design. The original is stitched in Au Ver a Soie silk and Kreinik metallic threads. The kimono is composed of 4 values of 2 different color ways with Kreinik metallic threads to complement each of the silk colors. In class you will work on perfecting thread laying techniques. There are two colorways available. The original is stitched in turquoise and soft orange, the alternate is sage green and soft peach/orange. Both color ways use the same orange metallic threads. The original color way uses the light blue metallic threads. The new color way is blue and green, shades of forest greens and Atlantic blues and metallic threads to match and compliment the new colors. Finished design size: 11" x 13"

Proficiency Level: Intermediate
Technique: Counted Canvas
Kit Cost: \$185

2-Day Classes continued

Class 202 Summer Serenade Celeste Chalasani

Thursday, October 28—Friday, October 29



Sweet living in the summertime! Imagine a warm summer morning, with juicy blackberries glistening in the sun. Bees buzz on their search for nectar while a caterpillar lazily crawls along a stem. This Stumpwork class brings this vision to life as students learn and practice a variety of dimensional stitches and padding techniques. Design area: 5" x 6".

Proficiency Level: Basic-Intermediate.
Experience with surface embroidery is encouraged.
Technique: Stumpwork
Kit Cost: \$40.

Class 203 Tapestry of Stitches Jeannette Douglas

Thursday, October 28—Friday, October 29



This piece is built in traditional sampler style with a bit of modern flair to it. Jeannette wrote the poem that summarizes her feeling about stitching, that, as we stitch, our sorrows get stitched through and out and we are left with the joy of our stitched piece. It is stunning with beautiful Florentine work. Finished size is 8 1/4" x 11 1/4".


Proficiency Level: Intermediate
Technique: Counted thread
Kit Cost: \$125

2-Day Classes continued

Class 204 Autumn Bargello

Lynn Wilkinson

Thursday, October 28—Friday, October 29



This project is an exploration of color, design juxtaposition, and merging design lines. Continuous line components of Bargello and their manipulation are explored. Assorted Bargello patterns are created, then modified to achieve ocean-like swirls and patterns. Interlocking ribbon patterns complete the design (think Vera Bradley design interruption). The stitcher may elect to try the project on congress cloth to make a finer finished, smaller design. A set stitch guide with specific designs will be provided. Finished design size: 8 ½" x 10 ½" (depending on design choice)

Proficiency Level: Advanced Intermediate

Technique: Needlepoint

Kit Cost: \$95

205 Stitching and Play Day Room

Thursday, October 28—Friday, October 29

If you need encouragement or help from your fellow stitchers, or just some uninterrupted time to concentrate on your special project, the Stitch and Play Day Room allows you to enjoy the company of other stitchers who share the love of needlework. Please note, there will not be a teacher in this room but remember that other stitchers can be very helpful.


* Each day is considered one day of class. It is to reserve a chair in the room during the day and includes breakfast and lunch. The room will be available to all seminar attendees from 5:00pm-12:00 midnight each day for open stitching and sharing time with new and old friends. *

2-Day Classes continued

Class 306 Flowers in the Snow

Terri Bay

Saturday, October 30—Sunday, October 31



Flowers in the Snow is an advanced level Hardanger doily which measures just under 10 inches point to point. It is worked on 28 count linen with two sizes of pearl cotton. It teaches a variety of filling stitches and the lacy edge technique. Students will have pre-work consisting of Klosters, Double Cable, Backstitch, and some simple Eyelets.

Proficiency Level: Advanced

Technique: Hardanger

Kit Cost: \$45

Class 307 Marasol

Margaret Bendig

Saturday, October 30—Sunday, October 31



This fun geometric design reflects the colors of an aqua clear ocean and lots of sunlight. The design is 9 1/4" square and worked on white mono 18 count canvas with multiple specialty threads, cotton floss and metallic braids. Marasol is a combination of twelve woven bands worked around four squares of composite stitches. In class we will have lots of time to explore the stitches and play with threads. Come join the fun! There is an alternate color way in soft creams, bronzes, brown and a touch of red.

Proficiency Level: Basic Intermediate

Technique: Counted Canvas

Kit Cost: \$110

2-Day Classes continued

Class 308 Tranquility

Celeste Chalanani

Saturday, October 30—Sunday, October 31



Lotus ponds bestow introspection, meditation and tranquility throughout Southeast Asia. In this piece, quiet serenity reigns amongst the lotus flowers as a Golden Dartlet damselfly hovers close. Create your own pond of tranquility as you first block print lotus leaves on a silk shantung watery background fabric then employ contemporary Stumpwork techniques. Your kit includes fabric, silk threads and wires to embroider the lotus flowers, leaves and damselfly. Design size: 7 ½" x 7 ½".

Proficiency Level: Intermediate. Experience with surface embroidery is encouraged.

Technique: Stumpwork

Kit Cost: \$40.

Class 309 My Stitching Box

Jeannette Douglas

Saturday, October 30—Sunday, October 31



This beautiful counted thread project is an heirloom when complete. It is stitched on 32 count hand dyed Lakeside linen. It will have many components when complete - seven in total.

There is a handmade box by Lone Elm Lane which has an insert for a box top. Inside the box are compartments for smalls plus a rolled up old style sampler. Besides the sampler there will be a sliding scissors fob, pincube, needlebook, scissors pocket, and pincushion. It uses all hand dyed silk throughout the piece. We will focus on the setting up of the fabric for all the pieces and will use a variety of stitches including Satin, Hungarian, modified Hungarian, Bargello, Jessica, Ray, Pattern Darning, Smryna, Milanese, and more. The kit will include linen, silk threads, stiff interfacing, iron on interfacing, silk duponi, charms, beads, and nymo thread for finishing. The Lone Elm Lane stitching box is also included.

Proficiency Level: Intermediate

Technique: Counted thread

Kit Cost: \$190 (includes handmade box)

2-Day Classes continued

Class 310 Christmas Mosaic

Deborah Mitek

Saturday, October 30—Sunday, October 31



Stitch this delicate topiary tree while learning the basics of Silk Ribbon Embroidery on 18-count canvas! The tree is surrounded by a series of five canvaswork borders primarily using silk threads. You will learn to create dimension and texture, especially in the tree and basket, by using Ribbon Embroidery techniques. The tree background pattern and surrounding borders also add dimension by using a variety of silk threads in varying weights and thicknesses. Embellishment with seed beads, holographic sequins and crystals enhance and add texture to the design. The background fabric is 18-count Victorian Red canvas, hand painted with gold metallic paint and the threads used include River Silks overdyed 4mm silk ribbon, Alchemy Yarns overdyed Silken Straw, Petite Silk Lame Braid, Silk & Ivory Stardust, Painter's Threads Shimmer Ribbon Floss, Caron Wildflowers, Pepper Pot Silk, Vineyard Silks, and Needlepoint Silk. Finished Design Size: 8"x 8".

Proficiency Level: All Levels


Technique: Silk Ribbon Embroidery on Hand-Painted Canvas

Kit Cost: \$115

Class 311 Autumn Delight

Lynn Wilkinson

Saturday, October 30—Sunday, October 31



October is filled with fun, excitement, and diversity with the season changing to fall, Halloween, and Thanksgiving. Myriads of stitch techniques are explored in this sampling. Laid Filling stitches, Plaids, Needle Blending of overdyes, and application of corn husks are all explored. Metallics, silks, flosses, and overdyes create this whimsical harbinger of fall. Attention is given to repetition and balance as the sampler evolves. Students may stitch the sample exactly or venture to place their own ideas of this dramatic season on their individual sampler. Finished design size: 8 ¼" x 8 ¼"

Proficiency Level: Advanced Intermediate

Technique: Needlepoint

Kit Cost: \$75

2-Day Classes continued

312 Stitching and Play Day Room

Saturday, October 30—Sunday, October 31

If you need encouragement or help from your fellow stitchers, or just some uninterrupted time to concentrate on your special project, the Stitch and Play Day Room allows you to enjoy the company of other stitchers who share the love of needlework. Please note, there will not be a teacher in this room but remember that other

* Each day is considered one day of class. It is to reserve a chair in the room during the day and includes breakfast and lunch. The room will be available to all seminar attendees from 5:00pm-12:00 midnight each day for open stitching and sharing time with new and old friends. *

1-Day Classes

Class 101 Building Blocks 2

Terri Bay

Thursday, October 28



The Building Blocks series is designed to take the stitcher from the very basics of Ukrainian Style Whitework to the advanced levels. Each block is also designed in a way that they can be worked in a grid pattern and have a completely different look than the single block. The student will be given three options for fabric sizes to be able to work a single block, a 2" X 2" grid or a 2" X 8" table runner. This enables the student to customize their project to suit themselves. The single block is a quick, easy finish. The 2" X 2" is a larger, more intricate design, and the 2X8 runner is a big project for motivated stitchers who want a substantial piece of needlework. Stitches included are Double Cable, Eyelet Chains, Spot Eyelet, Single Eyelet, and Satin. The block measures 4 inches square and is worked on 28 count linen with two sizes of pearl cotton.

Proficiency Level: Basic-Intermediate

Technique: Ukrainian Whitework

Kit Cost: \$35

1-Day Classes continued

Class 102 How to Design and Stitch a Custom Cross-Stitch Family Portrait

Lizzy Dabczynski-Bean, Founder of Stitch People

Thursday, October 28

CANCELLED



In this class, you'll learn from Lizzy Dabczynski-Bean, founder and co-owner of Stitch People. She'll walk you through every step from A to Z to create your very own, totally personalized cross-stitch family portrait. Using Stitch People's "Do-It-Yourself Stitch People" book as your guide, she'll show you how to create your very own designs in the likeness of your loved ones, down to every last detail. Then comes the tricky part - planning and mapping out the pattern! After that, she'll show you dozens of tips and techniques for creating all the perfect elements of your portrait - from Rover the dog's unique coloring to Mom's favorite necklace, and Dad's signature curly hair. Time permitting, Lizzy will also give you an overview of options for embellishments and text, as well as finished display and framing techniques.

Proficiency Level: All Levels

Technique: Cross-Stitching, Cross-Stitch Design

Kit Cost: \$50 for book only, \$75 for book and kit

Class 103 Ukranian Star Ornament

Terri Bay

Friday, October 29



The Star Ornament is an Ukrainian Whitework design incorporating the regional Mereshka Poltavaska technique. It is worked on 28 count linen with two sizes of pearl cotton. Stitches included are Satin, Pulled Double Cable, Spot Eyelet, Buttonhole Eyelet, Ladder Hem stitch, and Roman stitch. While some of the pulled stitches venture into the intermediate level, the Mereshka section is basic level. The stitched area is just under 4 inches square. The course will focus on the basics of Ukrainian Whitework, with emphasis on mastering the Mereshka Poltavaska Technique. Finishing instructions are included, but finishing materials are not included.

Proficiency Level: Basic-Intermediate

Technique: Ukranian Whitework including Mershka Poltavaska

Kit Cost: \$40

1-Day Classes continued

Class 104 Summer's End
Deborah Mitek Friday,
October 29



Summer's End heralds one of the last flowers of summer, the sunflower. Stitch this charming design while learning the basics of Silk Ribbon Embroidery and other canvas techniques. Dimension and texture are created by using a variety of threads and silks in various sizes. The shaded center is created with three overdyed threads, using different sizes of French Knots. During class, Deborah will also share some highlights in the history of Silk Ribbon Embroidery and her passion for this dimensional form of needlework. The 9" x 9" square of taped and drawn 18-count Sandstone Vintage Canvas is an excellent ground fabric to add shading to the background stitching. The design uses Treenway Silks 7mm silk ribbon, Caron Wildflowers & Watercolours, Silk Road Straw Silk, Rainbow Gallery Entice & Petite Silk Lame Braid, Kreinik #4 Braid Luminescence and for embellishment, Mill Hill seed beads and 3mm faceted Gold Iris round beads. The Van Dyke stitch, Peaks & Valleys, a Turkey Work variation, French Knots, the Ribbon Stitch and Bead Embroidery embellishment are used to create the design. All stitches and techniques will be explained and demonstrated during class. Finished Design Size: 4" x 4".

Proficiency Level: All Levels
Technique: Silk Ribbon Embroidery
Kit Cost: \$68

Class 105 How to Design a Cross-Stitch Family Portrait
Lizzy Dabczynski-Bean, Founder of Stitch People
Friday, October 29
CANCELLED



In this class, you'll learn from Lizzy Dabczynski-Bean, founder and co-owner of Stitch People. She'll walk you through every step from A to Z to create your very own, totally personalized cross-stitch family portrait. Using Stitch People's "Do-It-Yourself Stitch People" book as your guide, she'll show you how to create your very own designs in the likeness of your loved ones, down to every last detail. Then comes the tricky part - planning and mapping out the pattern! After that, she'll show you dozens of tips and techniques for creating all the perfect elements of your portrait - from Rover the dog's unique coloring to Mom's favorite necklace, and Dad's signature curly hair. Time permitting, Lizzy will also give you an overview of options for embellishments and text, as well as finished display and framing techniques.

Proficiency Level: All Levels
Technique: Cross-Stitching, Cross-Stitch Design
Kit Cost: \$50 for book only, \$75 for book and kit

1-Day Classes continued

Priscillafying with Priscilla

Priscilla Parker Blain and Chelsea Carter

Class 105 Friday, October 29

Class 106 Saturday, October 30

Class 107 Sunday, October 31

* Class 106 is the same class as 105, as is 107. Please register for just one day of this class. *



Learn how to finish a cross stitch project designed exclusively for the seminar using Priscilla's Real Housewives of Cross Stitch "outside the box" finishing techniques. This class will have pre-work.

Proficiency Level: All Levels

Technique: Cross Stitch and Finishing

Kit Cost: \$50



FEES



Payment of a non-refundable fee of \$75 is required for registration. This will be applied to the total cost of the selected registration packet. 50% of the balance is due April 1, 2021, with the remaining balance due July 15, 2021. Failure to pay by these deadlines will result in cancellation of registration. Payment in full can be made at any time before July 15, 2021. To register by email, please scan your registration form or take a photo of it and email it to PSR2021seminar@gmail.com. You will then receive a PayPal invoice to pay the required deposit. To register by mail, please complete the registration form with the \$75 non-refundable registration fee in a *check or money order made payable to 2021 PSR Seminar* and send to: 2021 Seminar Registrar, 3718 Mentone Avenue #4, Los Angeles, CA 90034.



These are the registration fees to attend the 2021 Viva Las Stitchers Seminar:



4 days of classes with opening poolside reception, breakfast and lunch each day \$700



3 days of classes with opening poolside reception, breakfast and lunch for 3 days \$540



2 days of classes with opening poolside reception, breakfast and lunch for 2 days \$385



1 day class with opening poolside reception, breakfast and lunch for 1 day \$220



* The opening poolside reception will take place Wednesday evening, October 27. You must register for a registration package to attend the Thursday, October 28, lecture with Priscilla and Chelsea. *



Additional fees include:



Guest breakfast \$55



Guest lunch \$55



Facilities fee* \$125



Non-EGA fee** \$75



*The \$125 facilities fee applies to any person registering for one or more days of classes, but not staying at the Renaissance Las Vegas Hotel, or to anyone staying at the hotel in a room that is not part of the PSR seminar room block.



** The one-time Non-EGA fee is applicable to all registrants who are not members of the Embroiderers' Guild of America (EGA). Proof of membership is required. This fee DOES NOT pay for membership in EGA and will not entitle you to any benefits a Chapter Member or Member at Large receives. For membership in EGA, please visit the National website at www.egausa.org. Specific Region and Chapter information is located under the Membership tab. PSR does not require membership in a Chapter. Chapter membership is encouraged for the friendship and educational opportunities that are available to Chapter members.



CLASS CHANGE FEE



Class changes must be submitted to the Registrar in writing by mail (see registration details for mailing address) or email at PSR2021seminar@gmail.com, who will then acknowledge receipt of the change in writing. Any changes to class registration made after July 1, 2021 will incur a class change fee of \$50 PER REQUEST. No fee will be assessed for adding classes, meal tickets or other events. All changes are subject to availability and must be completed by August 2, 2021.





CLASSROOM LIGHTING

Additional classroom light is highly recommended. Lighting that is brought by students must be battery powered. The following will NOT be allowed for lighting in the classroom: use of wall receptacles/plug-in lights, power strips, or extension cords.



CANCELLATION POLICY

Pacific Southwestern Region has adopted the EGA Cancellation Policy.



Participant cancellation must be sent in writing either by mail or e-mail to the Seminar Registrar.



Cancellations postmarked/time-marked (for email) on or before:



- 60 days prior to the opening of seminar (i.e., on or before August 27, 2021) will receive a complete refund, less the \$75 non-refundable registration fee.
- 30-59 days prior to the opening of seminar (i.e., August 28 through September 27, 2021) will incur a \$100 cancellation fee in addition to the \$75 non-refundable fee.
- 0-29 days prior to the opening of seminar (i.e., September 28 through October 27, 2021) will be reviewed by the Seminar Committee within 30 days of the close of seminar to determine if any refund will be given.





RELEASE FORM

Please read and sign this release form and return it with your registration:

I agree to release The Embroiderers' Guild of America, Inc., and the Pacific Southwestern Region, from any liability for theft, property damage, or personal injury while participating in or attending any or all of the functions and meetings of the 2021 Pacific Southwestern Region seminar.

I understand that it is my responsibility to remove myself from any photo opportunity in which I do not wish to participate.

I have read and understand the seminar cancellation policy outlined in this registration packet and agree to the terms.

Signature _____ Date _____

Printed Name _____



REGISTRATION INFORMATION

Please read very carefully

Registration for the 2021 seminar is now open. All EGA members and non-members are welcome. Non-members will be charged an additional fee of \$75. Registration is on a first come-first served basis.

REGISTRATION BY EMAIL: To register by email, please complete the registration and release forms, create a scan or take a photo of the forms, and email them to PSR2021seminar@gmail.com. Once your form is accepted, you will receive a PayPal invoice to complete your payment.

REGISTRATION BY MAIL: You may mail your form to the seminar registrar at: 2021 Seminar Registrar, 3718 Mentone Avenue #4, Los Angeles, CA 90034. Once your form is received, you will be notified in writing by email or written letter.

CLASS ASSIGNMENTS: Every effort will be made to place you in the classes of your choice. Class assignments will be mailed and/or emailed to you by August 2, 2021, with an invoice for kit fees.

FEE PAYMENT: Registration forms submitted by US Postal Service must be accompanied by a check or money order payable to *2021 PSR Seminar* for the \$75 non-refundable deposit. Email registrants will receive a PayPal invoice for the \$75 non-refundable. Payment for this invoice will be due immediately. A second invoice will be sent for the balance of the registration package fees. See the explanation of fees for the payment schedule of outstanding balances. Payment in full may be made at any time before July 15, 2021. All kit fees must be paid in full by August 16, 2021.

Pacific Southwestern Region Seminar



Name _____
 Address _____
 City _____ State _____ Zip _____
 Phone _____ Cell _____ Email _____
 EGA# _____ Primary Chapter _____ Other _____

EMERGENCY INFORMATION

Name _____ Relationship _____
 Phone – Day: _____ Evening _____ Cell _____

REGISTRATION PACKAGE OPTIONS (select one)

- _____ 4 days of class with opening poolside reception, breakfast and lunch each day (\$700)
- _____ 3 days of class with opening poolside reception, breakfast and lunch each day (\$540)
- _____ 2 days of class with opening poolside reception, breakfast and lunch each day (\$385)
- _____ 1 day of class with opening poolside reception, breakfast and lunch (\$220)

*You must select a registration package to attend the Thursday evening lecture with Priscilla and Chelsea. *

CLASS SELECTIONS

Thursday, October 28

	NUMBER	CLASS TITLE	TEACHER
1st Choice			
2nd Choice			
3rd Choice			

Friday, October 29

	NUMBER	CLASS TITLE	TEACHER
1st Choice			
2nd Choice			
3rd Choice			

Saturday, October 30

	NUMBER	CLASS TITLE	TEACHER
1st Choice			
2nd Choice			
3rd Choice			

Sunday, October 31

	NUMBER	CLASS TITLE	TEACHER
1st Choice			
2nd Choice			
3rd Choice			



NAME _____ EGA# _____

Every effort will be made to place registrants in their choice of classes. Class assignments will be sent to you by August 2, 2021 and will include an invoice for any kit fees and adjustments. This invoice must be paid by August 16, 2021.

ADDITIONAL INFORMATION (check all that apply)

- I have dietary restrictions. Please specify _____
- This is my first seminar.
- I would like to be a class angel.
- I would like to volunteer during the seminar.
- You may print my personal information in the seminar handbook (Name, City, State, E-mail).
- I need a roommate. (You will be provided with a list of other attendees looking for a roommate and will be responsible for making your rooming arrangements.)

MERCHANDISE NIGHT

I would like to reserve a table for Merchandise Night at \$40.

FEES

ITEM	AMOUNT DUE
Registration package (select on page 1 of registration form)	\$
Non-EGA member fee (\$75)	\$
Facilities fee (\$125 if not staying at Renaissance Hotel)	\$
Extra meal tickets:	
Breakfast ____ @\$55	\$
Lunch ____ @\$55	\$
Merchandise Night table (\$40)	\$
Total Registration Fees due	\$

****Reminder – A \$75 non-refundable deposit is due at the time of registration and will be applied to your choice of registration packet. 50% of the balance is due by April 1, 2020 and the remaining balance is due by July 15, 2021. Failure to pay by these deadlines will result in cancellation of your registration package. Payment in full can be made at any time. If you register by email, you will receive a PayPal invoice for the deposit that will be due immediately.**

*Please return both pages of your registration form and your signed release form to the Seminar Registrar at PSR2021Seminar@gmail.com or by mail to:
3718 Mentone Avenue #4
Los Angeles, CA 90034*

All checks and money orders should be made payable to 2021 PSR Seminar.

SEE YOU IN LAS VEGAS!!

